

SCIENCE AND AGRICULTURE

STEM CHALLENGE

A PIEFA MEMBERS COLLABORATION



FOR
FOUNDATION

AUSTRALIAN PORK
ALL ABOUT PIGS



TEACHER OVERVIEW

ALL ABOUT PIGS



Year: Foundation

Outcomes:

Living things have basic needs, including food and water (ACSSU002)

Daily and seasonal changes in our environment affect everyday life (ACSSU004)

Introduction:

Living things have needs from their environment. In this lesson, students will focus on the story of the Three Little Pigs and recall and record the types of houses that were built throughout the story. Students will then learn about the needs of real pigs and make connections with the text. Students will view three areas of The Australian Pork virtual tour, observing an outdoor pig farm. This will show features of enclosures and elements relating to food, water, air and shelter. Students will practise recording information and complete this lesson by drawing a directed drawing of a pig.

Task:

Activity One: Read/Listen to the story of the Three Little Pigs and draw a picture of the houses they built.

Activity Two: Watch stimulus videos showing features of pigs housing and needs over the seasons and discuss observations. Complete a sentence on the needs of pigs.

Activity Three: Complete a directed drawing and label 3 important features of pigs.



The Three Little Pigs




Activity One:

a) Listen to the story of the Three Little Pigs and think about the houses that the three pigs built to live in.

Source: [The Three Little Pigs, Fairy Tale for Children](#) read by Jen Howze, Story Time (5.12)

URL: <https://www.youtube.com/watch?v=73cEdKZMT9g>

b) In the boxes, draw a small picture of each of the houses that the pigs built.



What do pigs need?

Pigs on farms need a safe, warm place to live. They also need food, water and air to be healthy.

Free-range systems

Shelter and Yards: consist of outdoor paddocks, including rooting areas, wallows (mud holes) and shelter huts. Pigs are kept warm with lots of bedding straw. The weaners (don't need their mother's milk anymore), grower pigs, sows and boars have access to paddocks at all times throughout their lives.



Food: Pigs are fed every day and their main source of food is grains such as; wheat, barley and sorghum.

Wheat



Barley



Sorghum



Water: Pigs need access to water. Sprinklers and wallows are used to help keep pigs cool.



What do pigs need?

Activity Two:

a) Watch the three videos showing images of pigs and where they live. After watching each of the videos, discuss what can be observed about where the pigs live and the features of their environment.

Access the virtual tour

Source: Australian Pork, Virtual tour of the Australian pork supply chain.

URL: <https://www.australianpork.com.au/virtual-tour>

- Select: Fullscreen and enter the tour.




- Select Free Range Farm and Farrowing Pen from the right-hand side menu. Scroll around the 360o view and locate the arrow icon for Farrowing Hut to watch this footage.



What do pigs need?

- Select Free Range Farm then Finisher Paddock from the right-hand side menu. Scroll around the 360o view and locate the arrow icon for Shelters to watch this footage.



- Select Free Range Farm and Dry Sow Paddock from the right-hand side menu. Scroll around the 360o view and locate the arrow icon for Moving Shelters to watch this footage.



For more resources about pig production head to:

<https://www.primezone.edu.au/resource/investigating-pigs-and-what-they-produce/>


What do pigs need?



Pigs need shelter,

food, water and

air.



My Pig

Listen to the instructions and draw your own pig. With help, label the legs, ears and snout of your pig (and give it a name).

Source: [How To Draw A Pig For Young Artists \(5.03\)](https://www.youtube.com/watch?v=Pu7v_3qUfs8)

URL: https://www.youtube.com/watch?v=Pu7v_3qUfs8

My pig's name is